

Sheet Material
Plywood - 21mm

Sheet Size : 2440 mm X 1220 mm

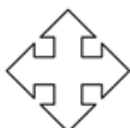
Input Item List

No.	Length	Width	Qty
1.	204 mm	120 mm	1
2.	204 mm	120 mm	1
3.	204 mm	120 mm	1
4.	204 mm	120 mm	1
5.	204 mm	120 mm	1
6.	204 mm	120 mm	1
7.	204 mm	120 mm	1
8.	204 mm	120 mm	1
9.	450 mm	280 mm	1
10.	900 mm	120 mm	1
11.	900 mm	120 mm	1
12.	900 mm	120 mm	1
13.	900 mm	120 mm	1
14.	900 mm	160 mm	1
15.	900 mm	450 mm	1
16.	900 mm	450 mm	1
17.	900 mm	900 mm	1
18.	1800 mm	160 mm	1

Occurrences

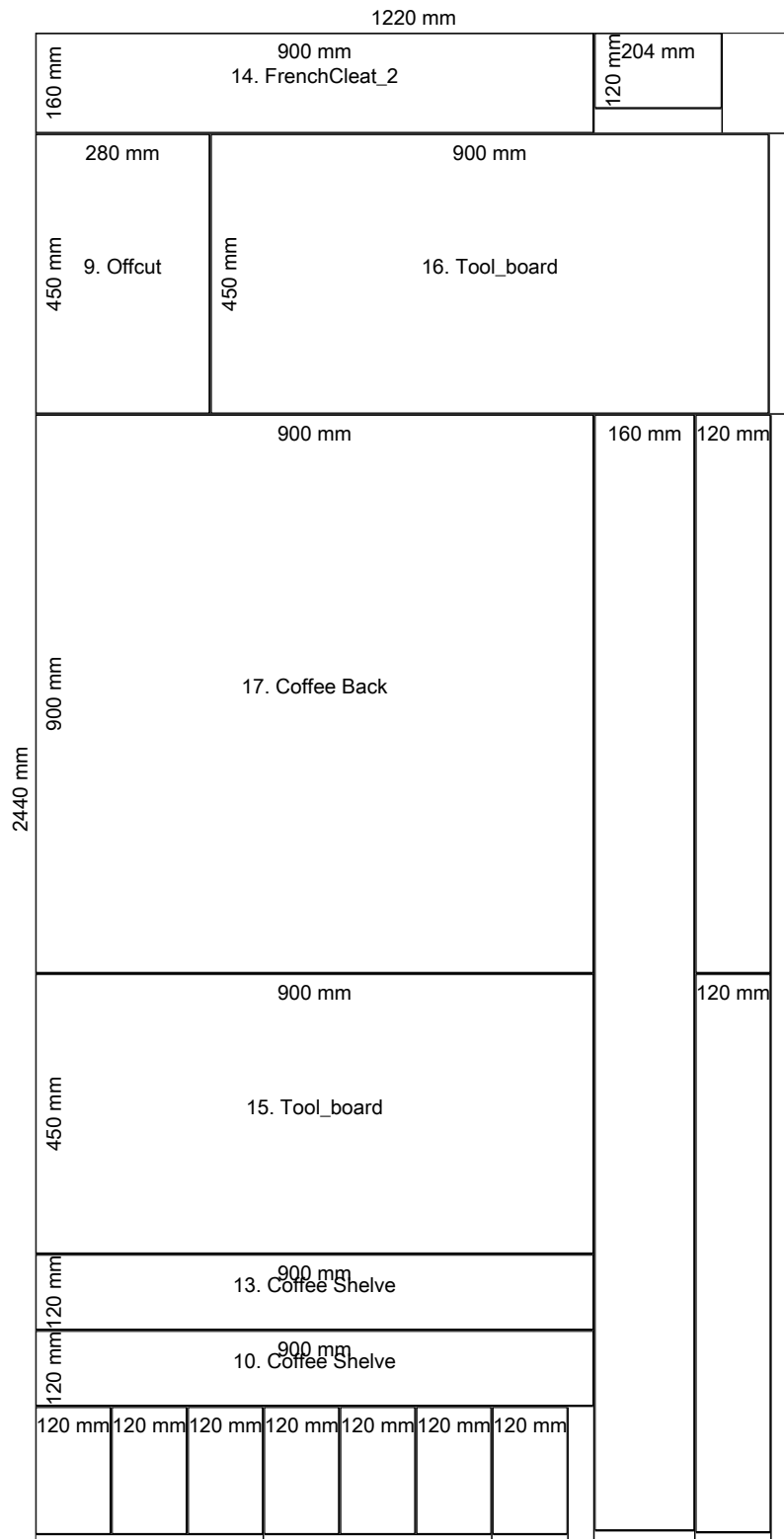
X 1

Grain Direction



Job Layout

Client Name :
 Job Reference : Layout 1 of 1 (x1) - Plywood - 21mm (2440 x 1220)
 Date Required : 2019/09/02 Occurrences : 1 Total Sheets : 1
 Phone Number : Sheet Panels : 18 Job Panels : 18
 Fax Number : Layout Wastage : 5.74% Job Wastage : 5.74%
 Cell No : Sheet Cut Length : 15670 mm Job Cut Length : 15670 mm



Sheet Material
Plywood - 21mm

Sheet Size : 2440 mm X 1220 mm

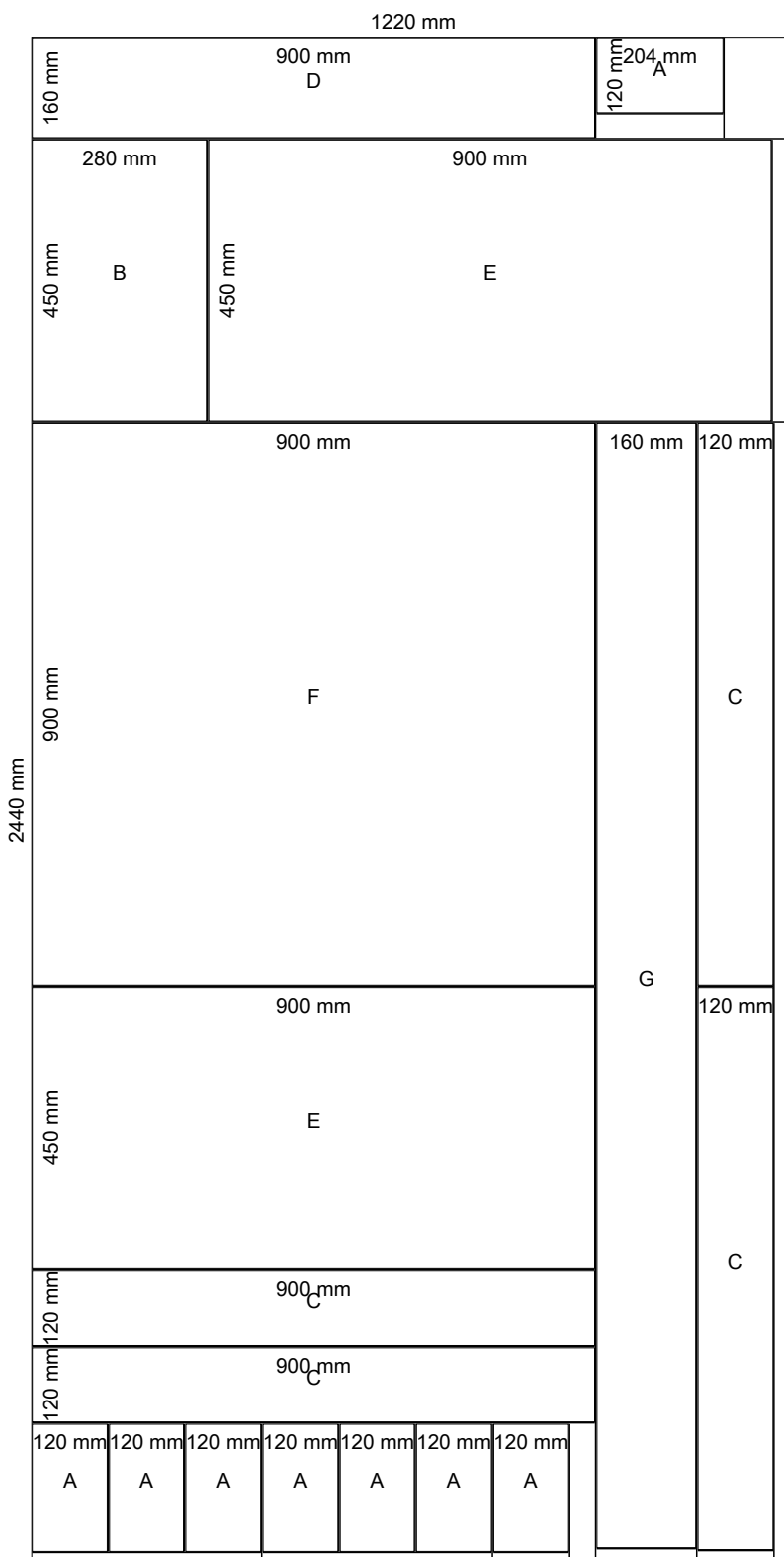
Input Item List

Symbol	Length	Width	Qty
A	204 mm	120 mm	8
B	450 mm	280 mm	1
C	120 mm	900 mm	4
D	160 mm	900 mm	1
E	450 mm	900 mm	2
F	900 mm	900 mm	1
G	1800 mm	160 mm	1

Job Layout

Layout 1 of 1 (x1) - Plywood - 21mm (2440 x 1220)

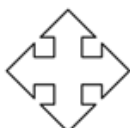
Job Reference : Client Name :
 Date Required : 2019/09/02 Sheets of this Material : 1 Job Sheets : 1
 Phone Number : Sheet Panels : 18 Job Panels : 18
 Fax Number : Layout Wastage : 5.74% Job Wastage : 5.74%
 Cell No : Sheet Cut Length : 15670 mm Job Cut Length : 15670 mm



Occurrences

X 1

Grain Direction



Cutting List

Client Name :

Job Reference :

Date Required : 2019/09/02

Phone Number :

Fax Number :

Total Sheets : 1

Job Panels : 18

Job Wastage : 5.74%

Job Cut Length : 15670 mm

Plywood - 21mm

Code	Actual Size				Cutting Size			
	Length	Width	Qty	Edging (L-L-W-W)	Length	Width	Qty	Notes
Coffee Back	900 mm	900 mm	1	0-0-0-0	900 mm	900 mm	1	Coffee Back
Coffee Shelve	900 mm	120 mm	4	0-0-0-0	900 mm	120 mm	4	Coffee Shelve
Coffee Support	204 mm	120 mm	8	0-0-0-0	204 mm	120 mm	8	Coffee Support
Tool_board	900 mm	450 mm	2	0-0-0-0	900 mm	450 mm	2	Generic Tool Board
FrenchCleat	1800 mm	160 mm	1	0-0-0-0	1800 mm	160 mm	1	French Cleat - Not rip
FrenchCleat_2	900 mm	160 mm	1	0-0-0-0	900 mm	160 mm	1	French Cleat - Not rip
Offcut	450 mm	280 mm	1	0-0-0-0	450 mm	280 mm	1	Offcut